



### District Report Card: 2017


<b>State:</b> Odisha	<b>District:</b> Gajapati
<b>Class:</b> 3	<b>Subject:</b> Mathematics
<b>Schools:</b> 31	<b>Students:</b> 696


### Participation/Coverage


#### Students

<div>GENDER</div> <div></div>	Boys		Girls	
	Number	%	Number	%
	337	48.42	359	51.58

<div>AREA</div> <div></div>	Rural		Urban	
	Number	%	Number	%
	646	92.82	50	7.18

<div>CATEGORY</div> <div></div>	SC		ST		OBC		GEN	
	Number	%	Number	%	Number	%	Number	%
	25	3.59	461	66.24	181	26.01	29	4.17

<div>CWSN</div> <div></div>	LD	VI	HI	S&LD	ID	Oth
	0	1	0	1	0	2

<div>Management</div> <div></div>	Government		Government-aided	
	Number	%	Number	%
	666	95.69	30	4.31

### Average Performance of Students in Mathematics (%)

Overall	Gender		Area		Management		Social Group			
	Male	Female	Rural	Urban	Govt.	Aided	SC	ST	OBC	GEN
51.49	50.80	52.14	51.89	46.40	52.01	40.00	46.40	51.34	51.71	57.01

## Performance on Learning Outcomes (LOs)

Learning Outcomes	Description	Average Performance(%)
M301	Reads and writes numbers up to 999 using place value	52.59
M302	Compares numbers up to 999 based on their place values	61.49
M303	Solves simple daily life problems using addition and subtraction of three digit numbers with and without regrouping	43.47
M304	Constructs and uses the multiplication facts (up till 10) in daily life situations	50.36
M305	Analyses and applies an appropriate number operation in the situation/ context	44.11
M306	Explains the meaning of division facts by equal grouping/sharing and finds it by repeated subtraction	46.55
M309	Identifies and makes 2D-shapes by paper folding, paper cutting on the dot grid, using straight lines etc.	74.64
M311	Fills a given region leaving no gaps using a tile of a given shape	12.97
M312	Estimates and measures length and distance using standard units like centimeters or meters & identifies relationships	37.25
M317	Reads the time correctly to the hour using a clock/watch	62.07
M318	Extends patterns in simple shapes and numbers	44.40
M319	Records data using tally marks, represents pictorially and draws conclusions	70.26

Range of Performance of Students who Answered Correctly							
Below 30%		30% - 50%		50% - 75%		Above 75%	
Number	%	Number	%	Number	%	Number	%
129	18.53	189	27.16	266	38.22	112	16.09

### Lowest Performing Learning Outcomes (LOs)

- 1 - Fills a given region leaving no gaps using a tile of a given shape (12.97)
- 2 - Estimates and measures length and distance using standard units like centimeters or meters & identifies relationships (37.25)
- 3 - Solves simple daily life problems using addition and subtraction of three digit numbers with and without regrouping (43.47)
- 4 - Analyses and applies an appropriate number operation in the situation/ context (44.11)
- 5 - Extends patterns in simple shapes and numbers (44.40)